

LINE-OF-SIGHT AND HEIGHT RULES

LINEAR BOOTHS

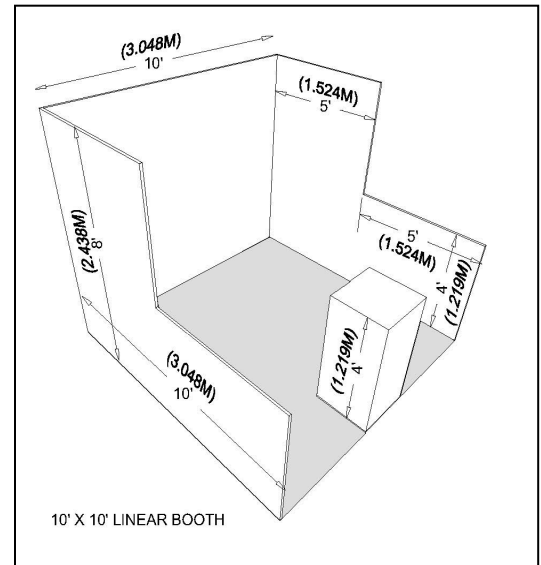
Linear booths have only one side exposed to an aisle and are generally arranged in a series along a straight line. They are also called “in-line” booths.

Dimensions:

In-line booths are a minimum of 10ft wide (3.05m) and 10ft deep (3.05m) i.e. 10ft x 10ft (3.05m x 3.05m). The maximum back wall height limitation is 8ft high (2.44m).

Use of Space:

Regardless of the number of In-line booths utilized, e.g. 10ft x 20ft (3.05m x 6.10m), 10ft x 30ft (3.05m X 9.14m), etc. display materials should be arranged so as not to obstruct the sight lines of neighboring exhibitors. The maximum height of 8ft (2.44m) is only allowed in the rear half of the booth with a 4ft (1.22m) height restriction imposed on all materials in the remaining space forward to the aisle.



****NOTE: Hanging signs are not permitted over in line, perimeter or peninsula booths.**

PERIMETER BOOTHS

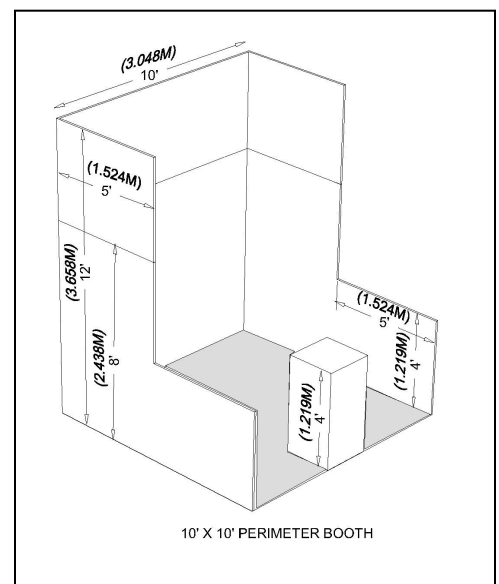
A Perimeter Booth is simply an in-line booth that backs up to a wall of the exhibit facility rather than another exhibit.

Dimensions:

Perimeter booths are a minimum of 10ft wide (3.05m) and 10ft deep (3.05m) i.e. 10ft x 10ft (3.05m x 3.05m). The maximum back wall height limitation is 12ft high (3.658m).

Use of Space:

Regardless of the number of In-line booths utilized, e.g. 10ft x 20ft (3.05m x 6.10m), 10ft x 30ft (3.05m X 9.14m), etc. display materials should be arranged so as not to obstruct the sight lines of neighboring exhibitors. The maximum height of 12ft (3.658m) is only allowed in the rear half of the booth with a 4ft (1.22m) height restriction imposed on all materials in the remaining space forward to the aisle.

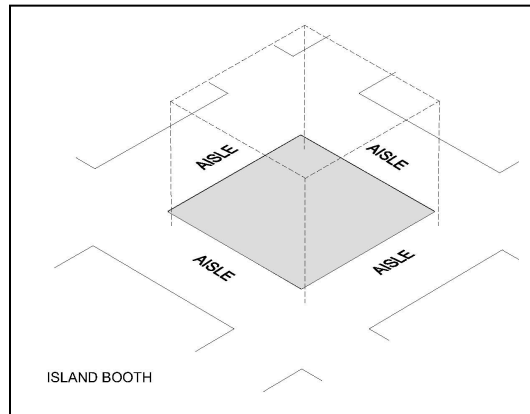


ISLAND BOOTHS

An Island booth is any size booth exposed to aisles on all 4 sides.

Dimensions:

An Island Booth is typically 20'X20' or larger although it may be configured differently. The entire cubic content of the space may be used up to the maximum allowable height which is 18' (5.49M) including signage. There must be a 5' clearance from each aisle for all solid hard wall structures or machinery over 4' high.



PENINSULA BOOTHS

A Peninsula Booth is exposed to aisles on 3 sides. There are 2 types of peninsula booths, one that backs up to linear booths and one that backs up to another peninsula booth (which is called a split island booth).

Dimensions:

When a peninsula booth backs up to two linear booths, the back wall is restricted to 4ft high (1.22m) within 5ft (1.524m) of each aisle. The center of the back wall is restricted to 8 ft high. When a peninsula booth backs up to another peninsula booth the entire cubic content of this booth may be used up to the maximum allowable height of 18' (5.49M) including signage. There must be a 5' clearance from each aisle for all solid hard wall structures or machinery over 4' high.

